

SHRI JAIN PUBLIC SCHOOL BIKANER



HOLIDAY HOMEWORK
CLASS - I
(2018-19)

I LOVE MY SCHOOL



Name _____ Section _____

FOR THE PARENTS

Summer Vacations are here. A few vital suggestions are listed below to make the vacations more exciting and fruitful than ever before:

- * Keep at least half an hour a day for sharing experiences with your child.
- * Encourage your child to speak in English. Fix one hour in a day when you communicate with your child only in English.
- * Tell your child different stories regularly and encourage him to describe what he/she would do in a similar situation. Here are few suggested titles which you can read with your child.
 - a. Hare and the Tortoise
 - b. Emperor's New Clothes
 - c. Thumbelina
- * Let your child colour, draw, paint, play with water and sand etc.
- * Restrict his or her television watching, confining it to interesting children's programs, cartoon films, Discovery channel etc.
- * To improve the formation of letters, make your child write a page everyday.
- * Develop self help skills: Let your child dress and feed on his/her own.
- * Make him understand the importance of cleaning his room and putting away toys and belongings after use.
- * Take your child out for picnics and to other places of his/her interest. Ask him/her to make a note of all the places he/she visits and the things he/she sees so that he/she is able to discuss his/her experience in class after the vacation

Have a nice time !

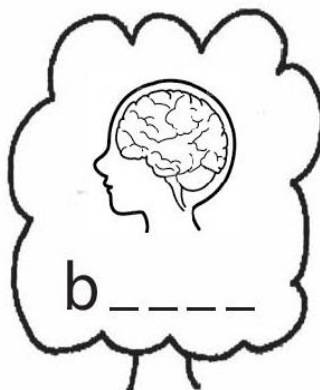




HEADMISTRESS

PRINCIPAL

English


Fill in the blanks and colour the pictures

ai ee ie oa



Pick the Blend

Choose the correct blend to complete the word.



ed




eep



ub



ag




ock




us



ad



ip



ug

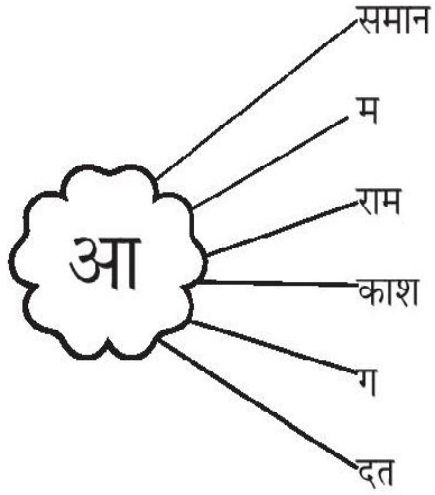


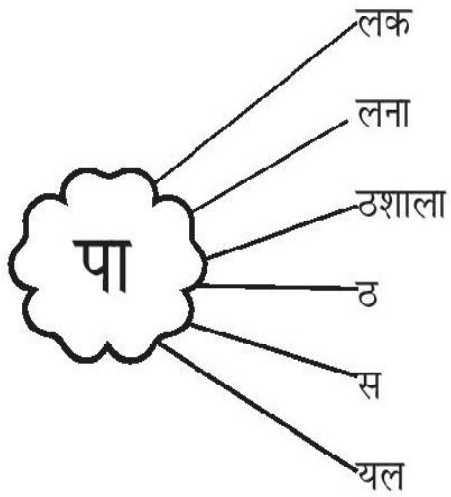
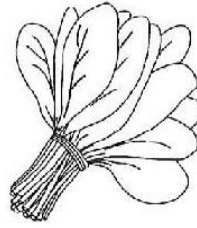

ove

pl	cl	sl	cl	pl
sl	cl	gl	gl	fl

Hindi

जोड़ कर शब्द पूरे करो-





आ की मात्रा लगाकर शब्द पूरे करो और
चित्र में रंग भरो।

गड़-गड़, गड़-गड़ ब दल अ य
ब दल अ य , जल भर ल य ।
क ल क ल ब दल छ य
छम-छम, छम-छम जल बरस य ।



Add and Colour

Add then colour all the sums using the colour key below.

1 - Green

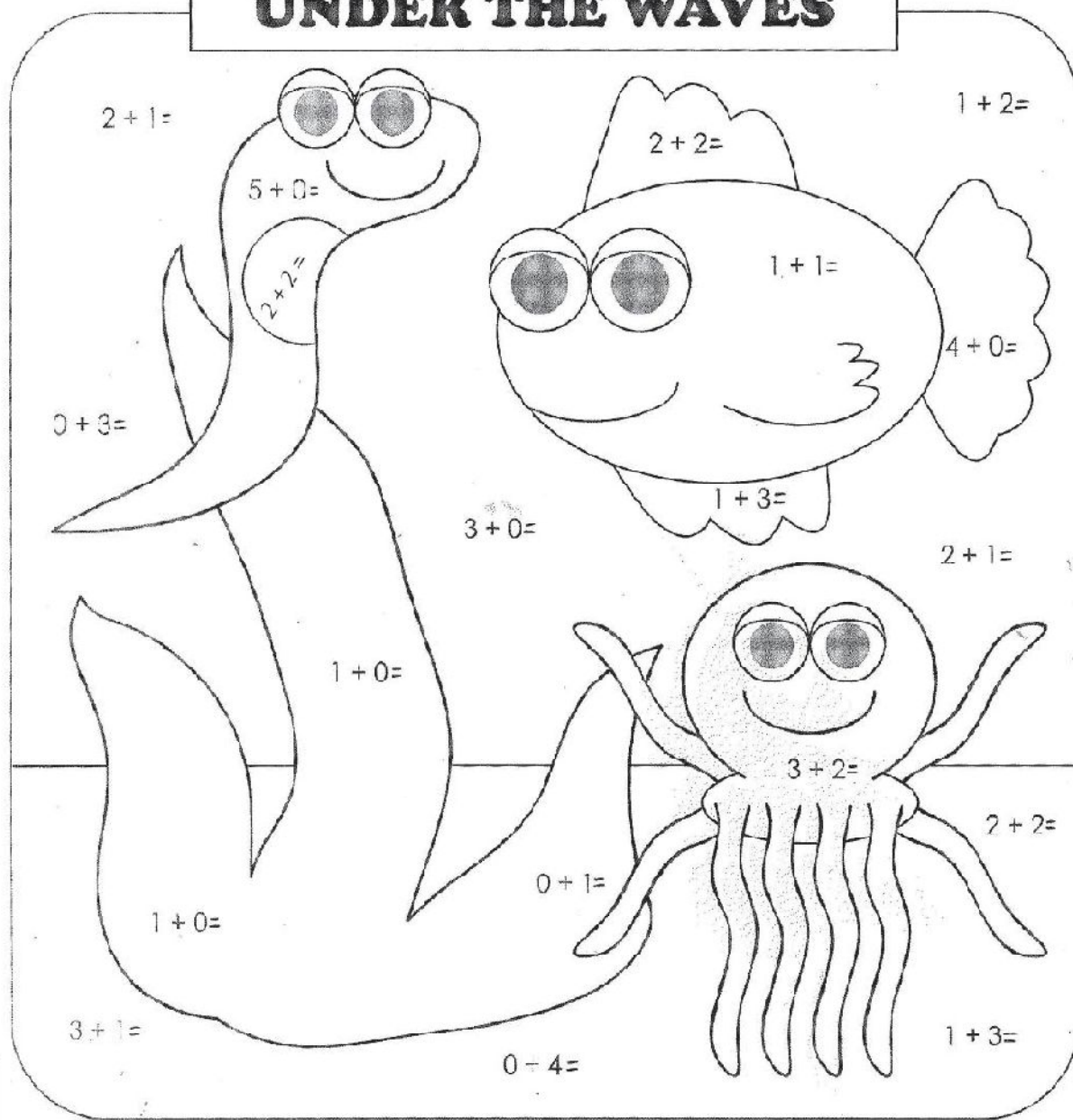
2 - Red

3 - Blue

4 - Yellow

5 - Orange















UNDER THE WAVES



Number Names and Numerals


Count each object in the picture and write its numeral and number name. Colour the picture.





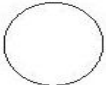

	<input type="text" value="4"/>	Four			<input type="text"/>	
	<input type="text"/>				<input type="text"/>	
	<input type="text"/>				<input type="text"/>	
	<input type="text"/>				<input type="text"/>	
	<input type="text"/>				<input type="text"/>	
	<input type="text"/>				<input type="text"/>	
	<input type="text"/>				<input type="text"/>	

FUN WITH SHAPES



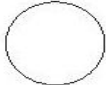
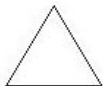
Count and Colour the Shapes



Count

	_____
	_____
	_____
	_____

Colour


	Blue
	Pink
	Yellow
	Orange

EVS

Name

Class & Sec.....

A. Write the name of the body part that is associated with the following object to complete the crossword.



B. Fill in the blanks with the help of the pictures given.

1. Teeth of a _____



2. Eye of a _____



3. Legs of a _____




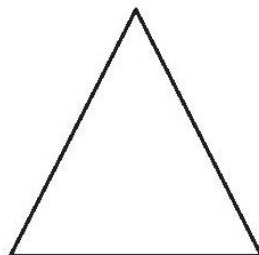
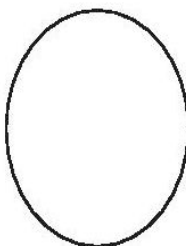
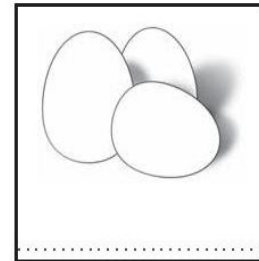
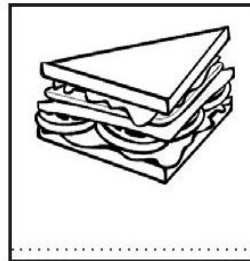


4. Hands of a _____



5. Hair of a _____



Here are some food items with interesting shapes. Find and match the food items with their shapes. Then write their names in the given blanks.



The names of some healthy food items are hidden in the grid below. Cross out the Q and read the remaining letters in each row to know the names. Write in the given blanks.

1.	Q	R	Q	I	C	Q	Q	E	Q	Q
2.	Q	Q	E	Q	Q	G	Q	Q	G	Q
3.	Q	B	Q	A	N	Q	A	Q	N	A
4.	Q	Q	M	Q	I	Q	L	K	Q	Q
5.	Q	R	Q	Q	O	T	Q	Q	Q	I

1.

2.

3.

4.

5.


CRAFT

Hand Printing

- Take an A-3 size sheet of any light colour and add a simple border to it.
- Cut out a pot from brown pastel sheet.
- Help your child to make hand prints with bright poster paints to create flowers as shown in the picture.



Colour the picture with bright colours and paste thermocol balls on it. Cut along the dotted line and mount on any A-4 size sheet.



HAPPY SUMMER VACATION